

Series 2

The Patriarchs

God's Plan Unfolds

This series will help give kids an overview of the Old Testament from the Tower of Babel all the way through Jacob and explain how the Israelites came to be God's chosen people.

It is also a great reminder that God can use ANYONE. Even when we doubt God's faithfulness, completely mess up or believe things are impossible, God still has a plan!

Lesson 1- The Tower of Babel

Word Up- Give Glory to God!

Bible Memory- 1 Corinthians 10:31

"So, whether you eat or drink, or whatever you do, do all to the glory of God."


- Review/repetition with stacking cups or blocks with the words or phrases from the verse

Bible Lesson-

- Use post it notes on cardboard blocks to represent the things that people do try to get to heaven that are not God's way (do good works, go to church, donate money, etc.)
- Use paper tower prop

Review Game-

- Print out a "board game" using lego pieces for each team to move & add pieces to build their tower
- Oreo stacking game on forehead
- Jenga
- Cup Stacking- With each correct answer, team gets to stack a cup take a cup The object of the game is to see who can build the highest tower – before the cups come tumbling down!



Lesson 2- Abram's Saving Faith

Word Up- Trust in Jesus Alone!

Bible Memory- 1 Corinthians 10:31

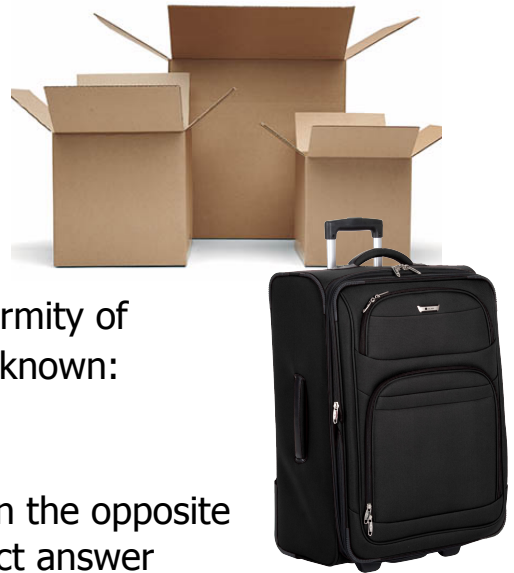
- Find some props: a medal or trophy

Bible Lesson-

- Utilize some props that will help kids grasp the enormity of God asking Abram to head out and move to the unknown: suitcase or moving boxes

Review Game-

- Print cards with suitcases on one side and points on the opposite side; Cut apart and let kids pick one for each correct answer



Lesson 3- God is Faithful to Keep His Promises

Word Up- God is Faithful!

Bible Memory- 1 Thessalonians 5:24 "He who calls you is faithful; he will surely do it."

- Use Wikki Stix, Post It Notes, or a laser pointer for the "Clap a Word" repetition

Review Game-


- Since a BABY was the beginning of the fulfillment of God's promise to Abram & Sarai, consider bringing the baby theme into the review game: a set of diapers with points written inside with a sharpie. Let kids pick a diaper and unwrap it when they answer a question correctly.

Extra Activity/object lesson-

- "Pass the Patience" – Put the children in a circle. Give a ball to one of the children. They must not pass the ball until you tell them to. Try waiting different amounts of time so that they have to listen to you in order to pass it. This will really try their patience! They will want to pass the ball quickly—but they have to be patient! Link to Sarah and Abraham waiting for God to fulfill his promise.

Gospel Spotlight-

- Bring an actual wrapped gift as a prop



Lesson 4- God Gives a Picture of the Promised Savior

Word Up- God Provided the Savior

Bible Memory- John 1:12 "But to all who did receive him, who believed in his name, he gave the right to become children of God."

Bible Lesson-

- So many of our kids don't come from Christian homes or don't attend church and have a base of Bible knowledge. The item they might not be familiar with from this lesson is an altar. Lots of ideas to make one to help kids visualize one: shredded wheat and pretzels, old tissue box or stuffed brown paper sacks.

Review Game-

- Bottle Flip Contest- let everyone who gets an answer right flip a bottle for extra points; For a twist let everyone who answers correctly come up front to flip at the same time... first person to land their bottle gets bonus points for their team or an extra prize.



Lesson 5- God Changes Jacob

Word Up- Jesus Can Change Me!


Bible Memory- John 1:12 "But to all who did receive him, who believed in his name, he gave the right to become children of God."

Bible Lesson-

- Bring your props like some lentils, and maybe even some hairy arms for Esau!

Review Game-

- Dry Erase Dice from the Dollar Tree!



Lesson 6- Jacob & Esau Are Reunited

Word Up- God Can Make Me New

Bible Memory- 1 Corinthians 10:31

"So, whether you eat or drink, or whatever you do, do all to the God."

- Cut up pool noodles into pieces and write words or phrases of the verse on each one. Slice the back like a hot dog bun makes it easy to slide them on the edge of a table, broom handle, etc.

Bible Lesson-

- Who knew a folded piece of paper could so help kids see and understand that God changed Jacob so much, that his name was changed as well.



Easter Party- Always True Treasure Hunt

Word Up- It's True! Jesus is Alive!

Bible Memory- 1 Corinthians 15:3b-4

"Christ died for our sins in accordance with the Scriptures, that he was buried, that he was raised on the third day in accordance with the Scriptures."

- Have two identical "maps" with verse written out and cut apart in puzzle type pieces. Have kids compete to put them together as fast as they can.



Review Game-

- Roll up scrolls with point values inside. Let kids pick one and open up when they get an answer correct.


Decor & Games-

- Treasure chests- out of box, styrofoam ice chest, baby wipe case, etc.
- "Treasure"- spray paint rocks, bowls and plates from Dollar Tree, beads, colorful glass decorative stones for jewels
- "X marks the spot"
- Dig for treasure




To download all these resources (& more) straight to your own computer head to...

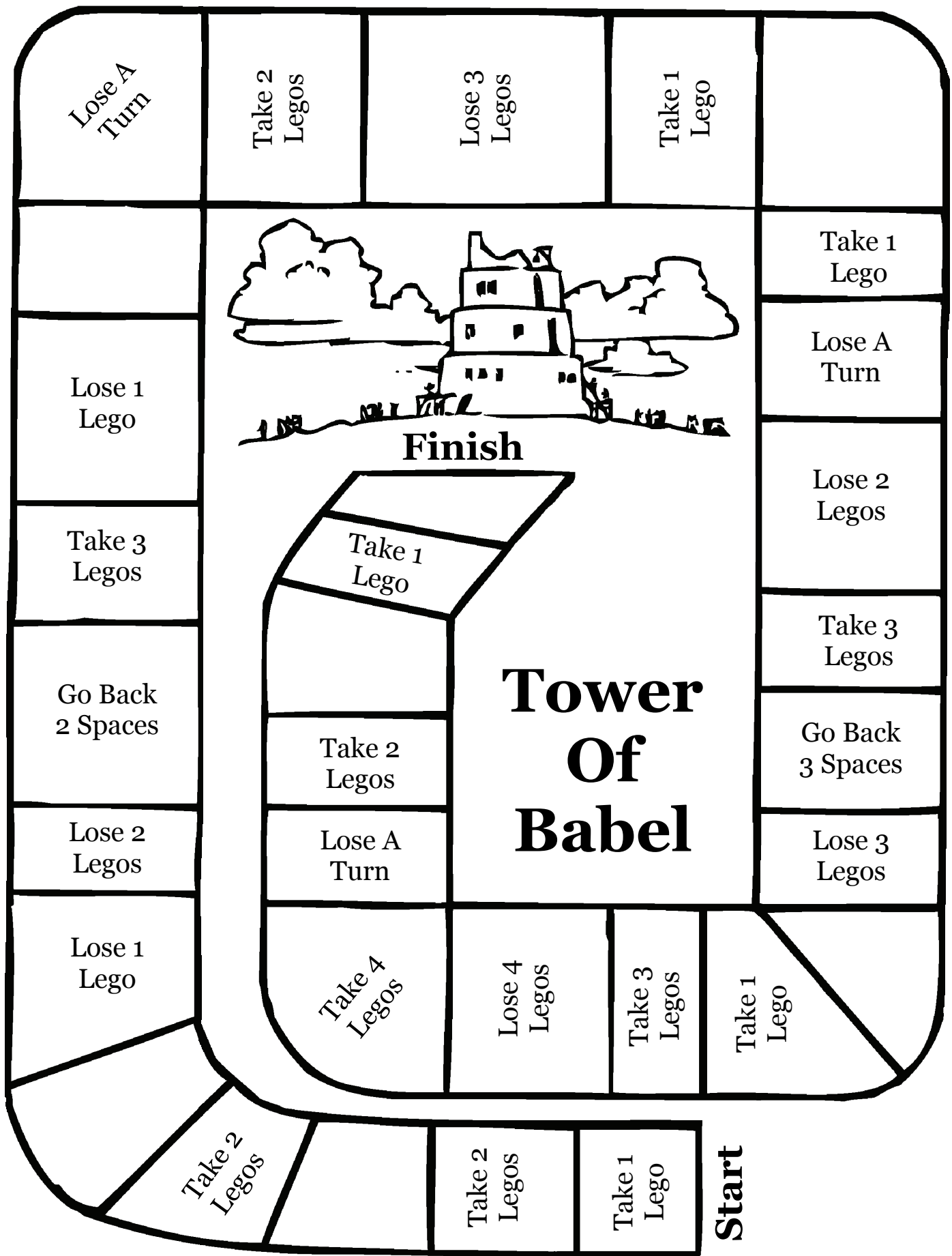
www.CEFSouthernCrescent.org/Series4



As always, if you have any questions, please contact us!

CEF Southern Crescent: www.CEFSouthernCrescent.org









100

25

50


100

100

250

25

50



25

25

500


25

75

250

1000

500



ISRAEL